



CHANGAN

SINCE 1862



UNI-S



UNMISTAKABLE. UNAPOLGETIC. CHANGAN UNI-S.

The Changan UNI-S boldly blends progressive design, class-leading advanced driver technology, powerful performance and superior standards of engineering.

It is the new benchmark in mid-size SUV's, created for individuals who think differently, drive with purpose and refuse to settle for the ordinary.

DRIVEN TO EVOLVE.

It takes real audacity to disrupt, in a world of predictable choices. To challenge convention and accepted norms. To confidently lead with superior engineering, more advanced technology and edgier design.

Designed for a modern urban lifestyle and built for South African roads, the UNI-S delivers a driving experience that is both refined and exhilarating, with more class leading features than anything that has come before.

Unexpected. Uncompromising. Unmatched.
The Changan UNI-S.





Electric Heated, Folding Mirrors
Auto Tilt Down Reverse Mirrors*
Rain Sensing Wipers



Automatic LED Headlamps with DTRL's



19-inch* Alloy Wheels with TPMS

SCULPTED FOR MOTION

Bold character lines flow seamlessly from the front fascia through the profile, while precision detailing reinforce its confident stance.



Electric Tailgate*

EXTERIOR DESIGN & FEATURES

The UNI-S makes a striking first impression with a design language that is both progressive and purposeful. Its sculpted bodywork, athletic proportions and signature lighting create a presence that is unmistakable on the road.



Smart High Beam*



Electric Panoramic Sunroof*
Remote Window Control

*Features and specifications may vary by model.

ESP + Traction Control System (TCS)
Hill Start Assist (HAS), Hill Descent Control (HDC) with Auto Hold
ABS + EBD with Brake Assist (BA)



POWER, ENGINEERING & DRIVE

At the heart of the UNI-S is Changan's award-winning Blue Whale turbocharged engine, producing 138kW of power and 300Nm of torque, paired with a 7-speed DCT transmission.



1.5L Turbo 4-Cylinder
138kW Power 300Nm Torque

ENGINEERED FOR SOUTH AFRICAN ROADS

Advanced chassis engineering, including an independent rear suspension, combines with an advanced suite of ADAS features to ensure a ride that's as exhilarating as it is confident.

*Features and specifications may vary by model.



Multi-Link Independent Rear Suspension
Electronic Park Brake (EPB)



7-Speed DCT Transmission



12.8-inch Touchscreen Infotainment System*
8 Speakers*

SMART COMFORT IN EVERY DETAIL

The UNI-S offers premium levels of driver and passenger practicality, with thoughtful additions that add to, and elevate your daily driving experience without being intrusive.



Multi-Function Microfiber Leather* Steering Wheel

THE INTERIOR EXPERIENCE

Step inside the UNI-S and you'll find a cabin designed around comfort, technology and a unique human-machine interface. Premium materials abound, with unexpected levels of driver convenience, not usually found in this segment.



Ventilated Driver & Passenger Seats
Seat Memory Function with Seat Usher*


*Features and specifications may vary by model.

Mobile Phone + Bluetooth Key with Remote
Key Car Locating Function




 **CHANGAN**

*Features and specifications may vary by model.



Microfibre Leather Seat Upholstery*



Keyless Entry + Keyless Start / Stop

A CONNECTED CAR, UPGRADED

Every detail in the UNI-S is designed to
simplify and elevate modern, urban driving.
Tech no longer simply connects, it interacts,
informs and entertains - like never before.



Automatic Air Conditioning with
Rear Passenger Air Vent



540-degree HD Panoramic Camera*
Integrated Driving Recorder



Electric Driver Seat Adjustment (6-Way)*
Electric Passenger Seat Adjustment (4-Way)*

CONFIDENCE AROUND EVERY CORNER

An immersive digital cockpit with voice
activated controls ensures that you are
always in touch with what matters most.
It's intuitive harmony that's simple,
seamless and designed to work with you,
wherever you go.



10.25-inch LCD Instrument Cluster*




Apple CarPlay & Android Auto
 Parking Simulation Video Display
 Voice Assistant - AI Elf


ADVANCED DRIVER ASSISTANCE SYSTEMS

Safety in the UNI-S is achieved by combining the highest standard in mechanical engineering, with the latest in intelligent driving systems.

*Features and specifications may vary by model.



Reverse Cross-Traffic Alert (RCTA)*
 Front & Rear Collision Warning (FCW + RCW)*
 Blind Spot Detection (BSD)*



6 Rear Parking Sensors*

A class-leading ADAS suite continuously monitors, informs - and if needed - intervenes to ensure maximum driver and passenger safety, under all driving conditions. It's advanced technology that's designed to simplify and protect, not to clutter, adding multiple layers of safeguarding for the ultimate in modern driving confidence.



Traffic Sign Recognition (TSR)*
 Pedestrian Recognition*
 Automatic Emergency Brake (AEB-P)*



Driver & Passenger Front and Side Airbags
 Integrated Front & Rear Curtain Airbags*
 Collision Automatic Door Unlocking



Automatic Parking (Straight In / Out)*
Integrated Adaptive Cruise Control (IACC) with Stop-And-Go*

Using a network of cameras, sensors and intelligent software, the UNI-S actively enhances awareness, reduces driver workload and responds to changing road conditions - in real time.

*Features and specifications may vary by model.

The result is a more relaxed, reassuring driving experience, where technology works with you as you driver, make every journey safer and more controlled for you and your passengers.



Lane Change Assist (LCA)*
Lane Keep Assist (LKA)*



Automatic Emergency Brake (AEB)*



AVAILABLE COLOURS



Black



Putty Grey



Shadow Grey



Fluorite Grey



Moon White

DIMENSIONS:

Overall Length 4539mm
Overall Width 1865mm
Overall Height 1680mm
Wheelbase 2656mm

INTERIOR TRIM OPTIONS

ACCESSORIES / WHEELS



TOW BAR



19-inch Alloy Wheels
*CE model only



CHANGAN JOURNEY

When you choose Changan, you're not just choosing 160 years of innovation, you're choosing peace of mind and confidence for the long road ahead.

Changan Journey is a comprehensive, end-to-end after-sales promise designed to keep your journey running smoothly and consistently, long after you've driven off the showroom floor.

From service and maintenance plans to extended warranties, roadside assistance, and the peace of mind that comes with servicing at an approved Changan dealership, every element of Changan Journey works together to protect your investment, your time and your peace of mind.

Because being Driven to Evolve means standing by our Changan drivers, with care that goes the distance.





CHANGAN UNI-S SPECIFICATION

MODEL		CS		CE
BASIC DETAILS				
GVM	Kg	1825		
Tare Mass	Kg	1505		
Dimensions	mm	4,539 × 1,865 × 1,680		
Wheelbase	mm	2656		
Ground Clearance (Fully Loaded)	mm	167		
Turning Circle	m	11.32		
Luggage Capacity	ℓ	475		475
ENGINE & POWER				
Engine	Displacement (L) & Cylinders	1.5L / 4		
	Turbocharged	●		●
	Engine Model	NE15TG-AC		
	Fuel Consumption - WLTC (~L/100km)	6.9		
	Max. Power (kW)	138		
	Max. Torque (Nm)	300		
Transmission		7-Speed DCT		
Fuel Capacity	ℓ	51		
Electronic Gear Shifting		●		●
Driving Mode Selection		●		●
Top Speed	km/h	190		
CO2 Emmisions	g/km	179 (Euro 6)		
EXTERIOR & TRIMMING				
Engine Cover Supporting Rod Type	Mechanical	●		●
Towing Hook	Front Towing Hook	●		●
Roof Luggage Rack	Bearing Type	●		●
Body Colour		Black, Putty Grey, Shadow Grey, Fluorite Grey, Moon White		
Door Handles	Same As Car Colour	●		●
Fuel Filler Cover	Opening Method: Cable Type	●		●

MODEL		CS		CE
SUSPENTION & STEERING				
Car Body Structure	Bearing Type	●		●
Power-Assisted Steering With Speed Induction		●		●
Front Suspension Type	MacPherson Independent Suspension	●		●
Rear Suspension Type	Multi-Link Independent Suspension	●		●
Driving Type	Front-Wheel Drive	●		●
Crumple Energy-Absorbing Steering Column		●		●
Electronic Power Steering	Motor Type: Brushless	●		●
	Power-Assisted Steering Mode Adjustable (3)	●		●
BRAKES & SAFETY				
Hub Material	Material: Aluminum Wheel	●		●
Tyre Type	225/60 R18	●		-
	225/55 R19	-		●
Spare Tyre	T-Type Tyre	●		●
Front Wheel Braking	Vented Disc	●		●
Rear Wheel Braking	Solid Disc	●		●
Car Body Stability Function	ABS + EBD	●		●
	ESP	●		●
	TCS	●		●
	Brake Assist (BA)	●		●
	Hill-Start Assist (HSA)	●		●
	Hill Descent Control (HDC)	●		●
Auto Hold		●		●
Auto Hold After Engine Off		●		●
Safety Handle	3 Units	●		●
Rear Parking Radar (3 Units)	Sensors	3		6
	Warning Mode: Audio + Visual	●		●
Collision Automatic Door Unlocking		●		●
Speed Induction Automatic Locking		●		●

MODEL		CS		CE
BRAKES & SAFETY				
Parking Brake Mode	Electronic Handbrake	●		●
Airbag / Gas Curtain	Driver Airbag	●		●
	Front Passenger Airbag	●		●
	Front Row Side Airbag	●		●
	Front & Rear Integrated Curtain Airbag	-		●
Front Row Safety Belt Type	Force-Limiting Safety Belt	●		●
Rear Row Safety Belt Type	Standard Safety Belt	●		●
Tips For Safety Belt Unfastened	Scope: Driver & Front Passenger	●		●
	Warning Mode: Audio + Visual Tips	●		●
Tyre Pressure Monitoring		●		●
Child Seat Fixing Device	ISOFIX Child Safety Seat Interface	●		●
ADAS				
Cruise Control		●		●
Intelligent Cruising System L1	Front Collision Warning (FCW)	-		●
	Automatic Emergency Brake (AEB)	-		●
	Stop-And-Go Adaptive Cruise Control (ACC S&G)	-		●
Intelligent Cruise Driving System L2	Lane Departure Warning System (LDW)	-		●
	Pedestrian Recognition Automatic Emergency Brake (AEB-P)	-		●
	Traffic Sign Recognition (TSR)	-		●
	Integrated Adaptive Cruise (IACC)	-		●
	Lane Keep Assist (LKA)	-		●
Side Assist System	Door Opening Warning	-		●
	Blind Spot Detection (BSD)	-		●
	Lane Change Assist (LCA)	-		●
	Reverse Cross-Traffic Alert (RCTA)	-		●
	Rear Collision Warning (RCW)	-		●
Automatic Parking	Straight-In/Straight-Out	-		●
Keyless Starting		●		●
Keyless Entry	Passive Entry + PE Button	●		●
Mobile Phone	Bluetooth Key 2.0	●		●

MODEL		CS		CE
ADAS				
Engine Anti-Theft		●		●
Warning For Door Open	Warning Mode: Audio + Visual	●		●
Key Type	Remote Key Window Control	●		●
	Remote Key Car Locating Function	●		●
	Smart Remote Key - 2 Units	●		●
	Central Lock (Front Left Door)	●		●
	Remote Central Lock	●		●
Tips For Hand Brake Releasing		●		●
INTERIOR				
Steering Wheel Material	PU Steering Wheel	●		-
	Microfiber Leather	-		●
Steering Wheel Adjustment	Up / Down + Forward / Backward Adjustment	●		●
	Adjusting Mode: Manual	●		●
Steering Wheel Buttons	Entertainment Button Integration	●		●
Air Outlet	Standard Air Outlet	●		●
	Second Row: Rear Of Center Console	●		●
Instrument Cluster	Instrument Screen Type	Segment Code Instrument Cluster		Full LCD Instrument Cluster
	Instrument Panel Size (Inches)	10.25		10.25
Storage Space	Front Row Center Console 2 Cup Holders	●		●
	Front Passenger Hidden Hook	●		●
Power Socket	Front Row 12V Onboard Power Supply: 1	●		●
Sun Visor	Driver's Seat	●		●
	Front Passenger Seat	●		●
	Illuminated Sun Visors (Driver & Passenger)	-		●
Top Cover Lining Material	Knitting	●		●
Carpet Material	Fabric	●		●

MODEL		CS		CE
SEAT CONFIGURATION				
Leather And Fabric Mix		●		-
Microfiber Leather Seat		-		●
Driver Seat	Seat Adjustment - Manual	●		-
	Seat Adjustment - Electric	-		●
	Seat Adjustment Range	6-Way		
	Seat Memory Function	-		●
	Seat Usher (Welcome Function)	-		●
	Seat Ventilation (Cushion)	●		●
	Driver Seat Storage Pocket	●		●
	Front Passenger Seat	Seat Adjustment - Manual	●	
Seat Adjustment - Electric		-		●
Seat Adjustment Range		4-Way		
Seat Ventilation (Cushion)		●		●
Passenger Seat Storage Pocket		●		●
Second Row Seat	Backrest 60/40 Split Folding	●		●
	Middle Seat Headrest	●		●
	Headrest Up/Down Adjustment (Manual)	●		●
MULTIMEDIA CONFIGURATION				
GPS Navigation System		●		●
Center Console Infotainment Display Screen	12.8-inch Infotainment System & Info Display	●		●
	Parking Simulation Video Display	●		●
	GPS Navigation Image Display	●		●
Onboard Bluetooth Phone		●		●
Radio		Local FM Radio		
USB Interface	Position & Quantity	Front: 1 USB + 1 TYPE-C		
Compatible Format	MP3, MP4, WMA, AVI, RMVB	●		●
Speaker	Quantity	4		8

MODEL		CS		CE
LIGHTS				
Exterior Lighting	Headlamp Delay-Off Function	●		●
	Automatic Headlamp On / Off	●		●
	Headlamp Type	LED		
	Smart High Beam (FAB)	-		●
	Rear Fog Lamp	●		●
	Halogen Reversing Lamp	●		●
	Manual Electronic Headlamp Height Adjustment	●		●
	Turn Signal Location: Exterior Rearview Mirror	●		●
	Turn Signal Location: Exterior Rearview Mirror	●		●
	Tail Lamp Type: LED Combination Lamp	●		●
	Emergency Brake Warning (Hazard Lights)	●		●
	High-Mounted Brake Lamp	●		●
	LED Daytime Running Lamp	●		●
	LED Front Position Lamp	●		●
	LED Rear Position Lamp	●		●
Follow Me Home Headlamps	●		●	
Interior Lighting	Front Row Reading Lamp	●		●
	Second Row Reading Lamp	●		●
	Trunk Lamp	●		●
	Door Open Warning Lamp	●		●
DOORS & WINDOWS				
Trunk Opening Mode	Button Opening	●		●
	Remote Control Opening	●		●
	Electric Tailgate	-		●
	Induction Opening	-		●

MODEL		CS		CE
DOORS & WINDOWS				
Sunroof	Opening Mode: Electric	-		●
	Panoramic Sunroof	-		●
	Sunroof Anti-Pinch Function	-		●
	Automatic Closing In Rainy Weather	-		●
	Sunroof Closed Via Remote Key	-		●
Four-Door Power Window	Automatic Closing In Rainy Weather	-		●
One-Touch Up/Down	Control Scope: All Four Windows	●		●
Front Windshield One-Touch Defogging		●		●
Rear Window Defrost/Defog Device	Manual Activation, Auto Delay-Off	●		●
MIRROR & WIPER				
Exterior Rear-View Mirror	Adjustment Mode: Electric	●		●
	Heated Exterior Mirror	-		●
	Mirror Position Memory	-		●
	Electric Folding: Auto Fold After Lock, Auto Unfold After Unlock	-		●
	Auto Tilt-Down In Reverse	-		●
Anti-Glare Interior Rearview Mirror	Anti-Glare Type: Mechanical	●		●
Rear Wiper Type	Frameless	●		●
Front Wiper Type	Frameless	●		●
Rain Sensors		-		●
AIR CONDITIONER				
Air Conditioning Type	Automatic	●		●
	Single-Zone	●		●
Air Conditioner Temperature Display		●		●
Active Cabin Ventilation Function		●		●

MODEL		CS		CE
INTELLIGENT INTERCONNECTION / INTERACTION				
Image-Aided	Parking License Plate Photo Record	●		●
	Driving Recorder	●		●
	540° HD Panoramic Image (Driving Image Can Be Recorded)	●		●
On-Board Entertainment System	Infotainment Unit	●		●
	Anti-Theft Monitoring, Tracking, Motor Start Prohibition	●		●
	Voice Control Function	●		●
	Voice Assistant - AI Elf	●		●
Wireless Non-Induction Mobile Phone Depth Interaction Integration	Apple Carplay & Android Auto	●		●
Central Screen Welcome/Farewell Animation		●		●
OTHER				
Tool Kit	Lug Nut Wrench, Jack, Tow Hook, Jack Handle, Triangle Warning Sign	●		●
120KM/H Speed Limit Alarm		●		●
Front Passenger Central Lock (Screen Integrated)		●		●
Roof Rack Storage Curtain		●		●
Extreme Heat Adaptability		●		●
Warranty		5 Year / 100 000KM		
Service Plan		3 Year / 30 000KM		
Roadside Assistance	24 Hour / 7 Days Per Week	2 Year		

DRIVEN TO EVOLVE

At Changan, we believe mobility should never stand still. Every vehicle we create is designed to evolve in the way it looks, the way it feels, performs and the way it fits into your life. From bold styling to intelligent technology, each model is built to adapt as your needs change and the world continually moves forward.

For South Africa, it means offering cars that not only keep up with the times but actively shape the future of mobility. Cars that make tomorrow's innovations accessible today, keeping you ahead of whatever comes next.

Changan is the perfect partner for South African's that won't settle for ordinary. Change is inevitable. And we're driving it.

Changan. Driven To Evolve.





EXPLORE
THE CHANGAN
RANGE ON
OUR WEBSITE

LEGAL NOTICE

Every effort has been made to ensure that the contents of this brochure is correct at the time of production. This brochure may be produced featuring prototype or accessorised vehicles exhibited at motor shows and in accordance with the company's policy of continuously improving its products.

The right is reserved to change the specifications and the vehicles described and shown in this brochure at any time.

DISCLAIMER

Features and specifications & claimed figures are subject to change & are market dependent on grade & equipment. Please consult your local Changan dealership for more information.